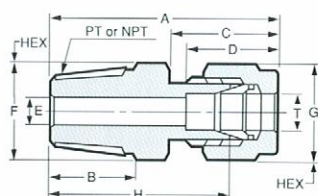



FITTING

MC MALE CONNECTOR

ハーフユニオン



(METRIC)

(Unit:mm)

TUBE O.D. T	THREADS PT or NPT	PART. No.	A	B	C	D	E	F	G	H
2	1/8	MC-2-1	26.5	10	11.9	9.5	1.3	10	8	22
2	1/4	MC-2-2	30.5	13	11.9	9.5	1.3	14	8	26
3	1/8	MC-3-1	33	11	16	15	2.5	12	12	26
3	1/4	MC-3-2	35	13	16	15	2.5	14	12	28
4	1/8	MC-4-1	36.3	11	18.3	15.3	3.5	14	14	29
4	1/4	MC-4-2	38.3	13	18.3	15.3	3.5	14	14	31
6	1/8	MC-6-1	36.4	11	18.4	15.4	5	14	14	29
6	1/4	MC-6-2	38.4	13	18.4	15.4	5	14	14	31
6	3/8	MC-6-3	39.4	14	18.4	15.4	5	17	14	32
6	1/2	MC-6-4	44.9	19	18.4	15.4	5	22	14	37.5
8	1/8	MC-8-1	36.8	11	18.8	16.8	5	14	15.87	29
8	1/4	MC-8-2	38.8	13	18.8	16.8	6	14	15.87	31
8	3/8	MC-8-3	39.8	14	18.8	16.8	6	17	15.87	32
8	1/2	MC-8-4	45.3	19	18.8	16.8	6	22	15.87	37.5
10	1/8	MC-10-1	38.7	11	20.7	18.7	5	17	19	30
10	1/4	MC-10-2	40.7	13	20.7	18.7	7	17	19	32
10	3/8	MC-10-3	41.7	14	20.7	18.7	8	17	19	33
10	1/2	MC-10-4	47.2	19	20.7	18.7	8	22	19	38.5
10	3/4	MC-10-6	50.2	21	20.7	18.7	8	27	19	41.5
12	1/4	MC-12-2	42.8	13	22.8	22.8	7	22	23	32
12	3/8	MC-12-3	43.8	14	22.8	22.8	9.5	22	23	33
12	1/2	MC-12-4	49.3	19	22.8	22.8	10	22	23	38.5
12	3/4	MC-12-6	52.3	21	22.8	22.8	10	27	23	41.5
14	3/8	MC-14-3	45.5	15	23.5	24.5	9.5	23	26	35
14	1/2	MC-14-4	50	19	23.5	24.5	11	23	26	39.5
14	3/4	MC-14-6	53	21	23.5	24.5	12	27	26	42.5
15	3/8	MC-15-3	45	15	24.5	24	9.5	23	26	35
15	1/2	MC-15-4	49.5	19	24.5	24	11	23	26	39.5
15	3/4	MC-15-6	52.5	21	24.5	24	12	27	26	42.5
16	3/8	MC-16-3	45.5	15	23.5	24.5	9.5	23	26	35
16	1/2	MC-16-4	50	19	23.5	24.5	11	23	26	39.5
16	3/4	MC-16-6	53	21	24.5	24.5	12	27	26	42.5
18	3/8	MC-18-3	50.5	16.5	24	25	9.5	27	30	35.5
18	1/2	MC-18-4	53	19	24	25	11	27	30	42
18	3/4	MC-18-6	55	21	24	25	15	27	30	44
20	1/2	MC-20-4	53	19	24	25	11	30	32	42
20	3/4	MC-20-6	55	21	24	25	16	30	32	44
22	1/2	MC-22-4	54.2	19	25.2	25.2	11	30	35	43
22	3/4	MC-22-6	56.2	21	25.2	25.2	16	30	35	45
25	3/4	MC-25-6	61.5	21	28.5	33.5	16	35	38	47
25	1	MC-25-8	65.5	25	28.5	33.5	25	35	38	51


A.C.D: FINGER TIGHT ±0.5mm (about)

※管外径5φも製作しております。

基準径位置

(Unit:mm)

PT 1/8"	3.97	NPT 1/8"	4.102
PT 1/4"	6.01	NPT 1/4"	5.786
PT 3/8"	6.35	NPT 3/8"	6.096
PT 1/2"	8.16	NPT 1/2"	8.128
PT 3/4"	9.53	NPT 3/4"	8.611
PT 1"	10.39	NPT 1"	10.16

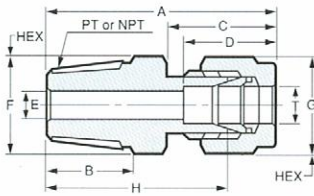



圧力計アクセサリ

MC

MALE CONNECTOR

ハーフユニオン



(INCHES)

(Unit:mm)

TUBE O.D. T	THREADS PT or NPT	PART. No.	A	B	C	D	E	F	G	H
1/16": 1.6	1/16	MC-005-05	26	10	11.4	9	1.3	8	8	22
1/16": 1.6	1/8	MC-005-1	26	10	11.4	9	1.3	10	8	22
1/16": 1.6	1/4	MC-005-2	30	13	11.4	9	1.3	14	8	26
1/8": 3.18	1/8	MC-01-1	33	11	16	15	2.5	12	12	26
1/8": 3.18	1/4	MC-01-2	35	13	16	15	2.5	14	12	28
1/4": 6.35	1/8	MC-02-1	36.4	11	18.4	15.4	5	14	14	29
1/4": 6.35	1/4	MC-02-2	38.4	13	18.4	15.4	5	14	14	31
1/4": 6.35	3/8	MC-02-3	39.4	14	18.4	15.4	5	17	14	32
1/4": 6.35	1/2	MC-02-4	44.9	19	18.4	15.4	5	22	14	37.5
5/16": 7.94	1/8	MC-025-1	36.8	11	18.8	16.8	5	14	15.87	29
5/16": 7.94	1/4	MC-025-2	38.8	13	18.8	16.8	6	14	15.87	31
5/16": 7.94	3/8	MC-025-3	39.8	14	18.8	16.8	6	17	15.87	32
5/16": 7.94	1/2	MC-025-4	45.3	19	18.8	16.8	6	22	15.87	37.5
3/8": 9.53	1/8	MC-03-1	38.3	11	20.3	20.3	5	17	17.46	30
3/8": 9.53	1/4	MC-03-2	40.3	13	20.3	20.3	7	17	17.46	32
3/8": 9.53	3/8	MC-03-3	41.3	14	20.3	20.3	7	17	17.46	33
3/8": 9.53	1/2	MC-03-4	46.8	19	20.3	20.3	7	22	17.46	38.5
3/8": 9.53	3/4	MC-03-6	49.8	21	20.3	20.3	7	27	17.46	41.5
1/2": 12.7	1/4	MC-04-2	42.8	13	22.8	22.8	7	22	23	32
1/2": 12.7	3/8	MC-04-3	43.8	14	22.8	22.8	9.5	22	23	33
1/2": 12.7	1/2	MC-04-4	49.3	19	22.8	22.8	10	22	23	38.5
1/2": 12.7	3/4	MC-04-6	52.3	21	22.8	22.8	10	27	23	41.5
5/8": 15.87	3/8	MC-05-3	45.5	15	23.5	23.5	9.5	23	26	35
5/8": 15.87	1/2	MC-05-4	50	19	23.5	23.5	11	23	26	39.5
5/8": 15.87	3/4	MC-05-6	53	21	23.5	23.5	12	27	26	42.5
3/4": 19.05	1/2	MC-06-4	53	19	24	24	11	27	30	42
3/4": 19.05	3/4	MC-06-6	55	21	24	24	15	27	30	44
7/8": 22.23	1/2	MC-07-4	54.2	19	25.2	25.2	11	30	35	43
7/8": 22.23	3/4	MC-07-6	56.2	21	25.2	25.2	16	30	35	45
1": 25.4	3/4	MC-08-6	61	21	28	33	16	35	38	47
1": 25.4	1	MC-08-8	65	25	28	33	25	35	38	51

(SCHEDULE)

※管外径 3/8" も製作しております。

1/8": 10.5	1/8	MC-10.5-1	39.2	11	21.2	19.2	5	17	19	30
1/8": 10.5	1/4	MC-10.5-2	41.2	13	21.2	19.2	7	17	19	32
1/8": 10.5	3/8	MC-10.5-3	42.2	14	21.2	19.2	8	17	19	33
1/8": 10.5	1/2	MC-10.5-4	47.5	19	21.2	19.2	8	22	19	38.5
1/4": 13.8	1/4	MC-13.8-2	43	13	23	24.5	7	23	26	33
1/4": 13.8	3/8	MC-13.8-3	45	15	23	24.5	9.5	23	26	35
1/4": 13.8	1/2	MC-13.8-4	49.5	19	23	24.5	11	23	26	39.5
1/4": 13.8	3/4	MC-13.8-6	52.5	21	23	24.5	12	27	26	42.5
3/8": 17.3	3/8	MC-17.3-3	50.5	16.5	24	25	9.5	27	30	39.5
3/8": 17.3	1/2	MC-17.3-4	53	19	24	25	11	27	30	42
3/8": 17.3	3/4	MC-17.3-6	55	21	24	25	15	27	30	44
1/2": 21.7	1/2	MC-21.7-4	54.2	19	26.5	25.2	11	30	35	43
1/2": 21.7	3/4	MC-21.7-6	56.2	21	26.5	25.2	16	30	35	45

A, C, D: FINGER TIGHT-±0.5mm (about)



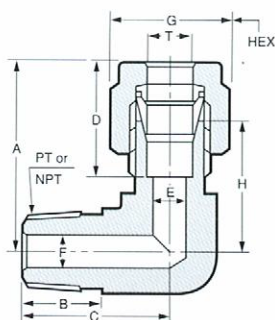
ステンレスクランプ

FITTING

ME

MALE ELBOW

エルボユニオン



(METRIC)

(Unit:mm)

TUBE O.D. T	THREADS PT or NPT	PART. No.	A	B	C	D	E	F	G	H
2	1/8	ME-2-1	20.5	11	20	9.5	1.3	3	8	15.5
3	1/8	ME-3-1	25	10	21	15	2.5	5	12	18
3	1/4	ME-3-2	25	12	24	15	2.5	6	12	18
4	1/8	ME-4-1	28.3	10	22	15.3	3.5	5	14	21
4	1/4	ME-4-2	28.3	12	24	15.3	3.5	6	14	21
6	1/8	ME-6-1	28.4	10	22	15.4	5	5	14	21
6	1/4	ME-6-2	28.4	12	23	15.4	5	6	14	21
6	3/8	ME-6-3	28.4	13	26	15.4	5	8	14	22
6	1/2	ME-6-4	31.4	17	33.5	15.4	5	10	14	24
8	1/8	ME-8-1	28.8	10	22	16.8	6	5	15.87	21
8	1/4	ME-8-2	28.8	12	23	16.8	6	6	15.87	21
8	3/8	ME-8-3	29.8	13	26	16.8	6	8	15.87	22
8	1/2	ME-8-4	31.8	17	33.5	16.8	6	10	15.87	24
10	1/8	ME-10-1	31.7	10	23	18.7	8	5	19	23
10	1/4	ME-10-2	31.7	12	26	18.7	8	6	19	23
10	3/8	ME-10-3	31.7	13	26	18.7	8	8	19	23
10	1/2	ME-10-4	33.7	17	33.5	18.7	8	10	19	25
12	1/4	ME-12-2	34.8	13	28	22.8	10	6	23	24
12	3/8	ME-12-3	34.8	15	30	22.8	10	8	23	24
12	1/2	ME-12-4	35.8	17	33.5	22.8	10	10	23	25
12	3/4	ME-12-6	40.8	19	37	22.8	10	14	23	30
14	1/4	ME-14-2	39.5	13	30	24.5	12	6	26	29
14	3/8	ME-14-3	39.5	15	32	24.5	12	8	26	29
14	1/2	ME-14-4	39.5	17	33.5	24.5	12	11	26	29
15	3/8	ME-15-3	39	15	32	24	12	8	26	29
15	1/2	ME-15-4	39	17	33.5	24	12	11	26	29
15	3/4	ME-15-6	40	19	37	24	12	14	26	30
16	3/8	ME-16-3	39.5	15	32	24.5	12	8	26	29
16	1/2	ME-16-4	39.5	17	33.5	24.5	12	11	26	29
16	3/4	ME-16-6	40.5	19	37	24.5	12	14	26	30
18	1/2	ME-18-4	41	17	37	25	15	11	30	30
18	3/4	ME-18-6	41	19	37	25	15	15	30	30
20	1/2	ME-20-4	43	19	37	25	17	11	32	32
20	3/4	ME-20-6	43	21	42	25	17	16	32	32
22	1/2	ME-22-4	43.2	19	37	25.2	18	11	35	32
22	3/4	ME-22-6	43.2	21	42	25.2	18	16	35	32
25	3/4	ME-25-6	48.5	21	45	33.5	22	16	38	34
25	1	ME-25-8	48.5	21	45	33.5	22	22	38	34

A.C.D:FINGER TIGHT-±0.5mm (about)
※管外径5φも製作しております。



キャピラリチューブ

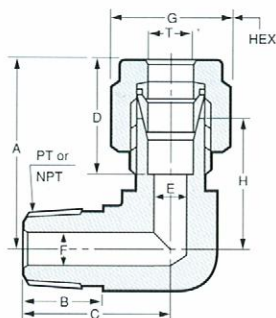


ステンレスチューブ

ME

MALE ELBOW

エルボユニオン



(INCHES)

(Unit:mm)

TUBE O.D. T	THREADS PT or NPT	PART. No.	A	B	C	D	E	F	G	H
1/16" : 1.6	1/16	ME-005-05	20	11	20	9	1.3	3	8	15.5
1/16" : 1.6	1/8	ME-005-1	20	11	20	9	1.3	5	8	15.5
1/8" : 3.18	1/8	ME-01-1	25	10	21	15	2.5	5	12	18
1/8" : 3.18	1/4	ME-01-2	25	12	24	15	2.5	6	12	18
1/4" : 6.35	1/8	ME-02-1	28.4	10	22	15.4	5	5	14	21
1/4" : 6.35	1/4	ME-02-2	28.4	12	23	15.4	5	6	14	21
1/4" : 6.35	3/8	ME-02-3	29.4	13	26	15.4	5	8	14	22
1/4" : 6.35	1/2	ME-02-4	31.4	17	33.5	15.4	5	10	14	24
5/16" : 7.94	1/8	ME-025-1	28.8	10	22	16.8	6	5	15.87	21
5/16" : 7.94	1/4	ME-025-2	28.8	12	23	16.8	6	6	15.87	21
5/16" : 7.94	3/8	ME-025-3	29.8	13	26	16.8	6	8	15.87	22
5/16" : 7.94	1/2	ME-025-4	31.8	17	33.5	16.8	6	10	15.87	24
3/8" : 9.53	1/8	ME-03-1	31.3	10	23	17.8	7	5	17.46	23
3/8" : 9.53	1/4	ME-03-2	31.3	12	26	17.8	7	6	17.46	23
3/8" : 9.53	3/8	ME-03-3	31.3	13	26	17.8	7	8	17.46	23
3/8" : 9.53	1/2	ME-03-4	33.3	17	33.5	17.8	7	10	17.46	25
1/2" : 12.7	1/4	ME-04-2	34.8	13	28	22.8	10	6	23	24
1/2" : 12.7	3/8	ME-04-3	34.8	15	30	22.8	10	8	23	24
1/2" : 12.7	1/2	ME-04-4	35.8	17	33.5	22.8	10	10	23	25
1/2" : 12.7	3/4	ME-04-6	40.8	19	37	22.8	10	14	23	30
5/8" : 15.87	3/8	ME-05-3	39.5	15	32	24.5	12	8	26	29
5/8" : 15.87	1/2	ME-05-4	39.5	17	33.5	24.5	12	11	26	29
5/8" : 15.87	3/4	ME-05-6	40.5	19	37	24.5	12	14	26	30
3/4" : 19.05	1/2	ME-06-4	41.5	17	37	25.5	15	11	30	30
3/4" : 19.05	3/4	ME-06-6	41.5	19	37	25.5	15	15	30	30
7/8" : 22.23	1/2	ME-07-4	43.2	19	37	25.2	18	11	35	32
7/8" : 22.23	3/4	ME-07-6	43.2	21	42	25.2	18	16	35	32
1" : 25.4	3/4	ME-08-6	48	21	45	33	22	16	38	34
1" : 25.4	1	ME-08-8	48	21	45	33	22	22	38	34

※管外径 3/16" も製作しております。

(SCHEDULE)

1/8" B : 10.5	1/8	ME-10.5-1	32.2	10	23	19.2	8	5	19	23
1/8" B : 10.5	1/4	ME-10.5-2	32.2	12	26	19.2	8	6	19	23
1/8" B : 10.5	3/8	ME-10.5-3	32.2	13	26	19.2	8	8	19	23
1/8" B : 10.5	1/2	ME-10.5-4	34.2	17	33.5	19.2	8	10	19	25
1/4" B : 13.8	1/4	ME-13.8-2	39	13	30	24	12	6	26	29
1/4" B : 13.8	3/8	ME-13.8-3	39	15	32	24	12	8	26	29
1/4" B : 13.8	1/2	ME-13.8-4	39	17	33.5	24	12	11	26	29
1/4" B : 13.8	3/4	ME-13.8-6	40	19	42	24	12	14	26	30
3/8" B : 17.3	3/8	ME-17.3-3	41	15	34	25	15	10	30	30
3/8" B : 17.3	1/2	ME-17.3-4	41	17	37	25	15	11	30	30
3/8" B : 17.3	3/4	ME-17.3-6	41	19	42	25	15	15	30	30
1/2" B : 21.7	1/2	ME-21.7-4	43.2	19	37	25.2	18	11	35	32
1/2" B : 21.7	3/4	ME-21.7-6	43.2	21	42	25.2	18	16	35	32

A,D:FINGER TIGHT-±0.5mm (about)



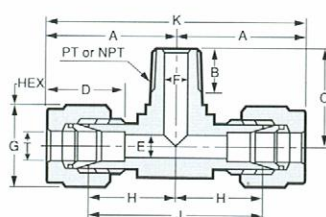

ステンレス製ホースアダプター

FITTING

MBT

MALE BRANCH TEE

両口チーズユニオン



(METRIC)

(Unit:mm)

TUBE O.D. T	THREADS PT or NPT	PART. No.	A	B	C	D	E	F	G	H	J	K
3	1/8	MBT-3-1	25	10	20	15	2.5	5	12	18	36	50
4	1/8	MBT-4-1	28.3	10	21	15.3	3.5	5	14	21	42	56.6
6	1/8	MBT-6-1	28.4	10	21	15.4	5	5	14	21	42	56.6
6	1/4	MBT-6-2	29.4	12	23	15.4	5	6	14	22	44	58.8
8	1/8	MBT-8-1	29.8	10	22	16.8	6	5	15.87	22	44	59.6
8	1/4	MBT-8-2	29.8	12	23	16.8	6	6	15.87	22	44	59.6
10	1/4	MBT-10-2	31.7	12	25	18.7	8	6	19	23	46	63.4
10	3/8	MBT-10-3	31.7	13	25	18.7	8	8	19	23	46	63.4
12	3/8	MBT-12-3	38.3	14	30	22.8	10	8	23	27.5	55	76.6
12	1/2	MBT-12-4	38.3	17	33	22.8	10	10	23	27.5	55	76.6

(INCHES)

※管外径5φも製作しております。

1/8": 3.18	1/8	MBT-01-1	25	10	20	15	2.5	5	12	18	36	50
1/4": 6.35	1/8	MBT-02-1	28.4	10	21	15.4	5	5	14	21	42	56.8
1/4": 6.35	1/4	MBT-02-2	29.4	12	23	15.4	5	6	14	22	44	56.8
5/16": 7.94	1/8	MBT-025-1	29.8	10	23	16.8	6	5	15.87	22	44	59.6
5/16": 7.94	1/4	MBT-025-2	29.8	12	23	16.8	6	6	15.87	22	44	59.6
3/8": 9.53	1/4	MBT-03-2	31.3	12	25	17.8	7	6	17.46	23	46	62.6
3/8": 9.53	3/8	MBT-03-3	31.3	13	25	17.8	7	8	17.46	23	46	62.6
1/2": 12.7	3/8	MBT-04-3	38.3	14	30	22.8	10	8	23	27.5	55	76.6
1/2": 12.7	1/2	MBT-04-4	38.3	17	33	22.8	10	10	23	27.5	55	76.6

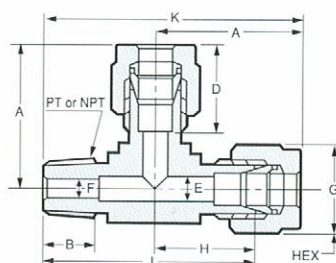
A.D: FINGER TIGHT ±0.5mm (about)

※管外径3/4φも製作しております。

MRT

MALE RUN TEE

サービスチーズユニオン



(METRIC)

(Unit:mm)

TUBE O.D. T	THREADS PT or NPT	PART. No.	A	B	D	E	F	G	H	J	K
3	1/8	MRT-3-1	25	10	15	2.5	5	12	18	38	45
4	1/8	MRT-4-1	28.3	10	15.3	3.5	5	14	21	42	49.3
6	1/8	MRT-6-1	28.4	10	15.4	5	5	14	21	42	49.4
6	1/4	MRT-6-2	29.4	12	15.4	5	6	14	22	45	52.4
8	1/8	MRT-8-1	29.8	10	16.8	6	5	15.87	22	44	51.8
8	1/4	MRT-8-2	29.8	12	16.8	6	6	15.87	22	45	52.8
10	1/4	MRT-10-2	31.7	12	18.7	8	6	19	23	48	56.7
10	3/8	MRT-10-3	31.7	13	18.7	8	8	19	23	48	56.7
12	3/8	MRT-12-3	38.3	14	22.8	10	8	23	27.5	57.5	67.8
12	1/2	MRT-12-4	38.3	17	22.8	10	10	23	27.5	60.5	71.3

(INCHES)

※管外径5φも製作しております。

1/8": 3.18	1/8	MRT-01-1	25	10	15	2.5	5	12	18	38	45
1/4": 6.35	1/8	MRT-02-1	28.4	10	15.4	5	5	14	21	42	49.4
1/4": 6.35	1/4	MRT-02-2	29.4	12	15.4	5	6	14	22	45	52.4
5/16": 7.94	1/8	MRT-025-1	29.8	10	16.8	6	5	15.87	22	44	51.8
5/16": 7.94	1/4	MRT-025-2	29.8	12	16.8	6	6	15.87	22	45	52.8
3/8": 9.53	1/4	MRT-03-2	31.3	12	17.8	7	6	17.46	23	48	56.3
3/8": 9.53	3/8	MRT-03-3	31.3	13	17.8	7	8	17.46	23	48	56.3
1/2": 12.7	3/8	MRT-04-3	38.3	14	22.8	10	8	23	27.5	57.5	68.3
1/2": 12.7	1/2	MRT-04-4	38.3	17	22.8	10	10	23	27.5	60.5	71.3

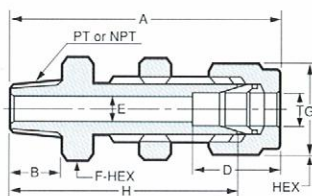
A.D: FINGER TIGHT ±0.5mm (about)

※管外径3/4φも製作しております。

BMC

BULKHEAD MALE CONNECTOR

締付型ハーフユニオン



(METRIC)

(Unit:mm)

TUBE O.D. T	THREADS PT or NPT	PART. No.	A	B	D	E	F	G	H	PANEL HOLE SIZE	Max. Panel Thickness
3	1/8	BMC-3-1	45	11	15	2.5	14	12	38	8.5	10
4	1/8	BMC-4-1	52.8	11	15.3	3.5	17	14	45.5	11.5	13
4	1/4	BMC-4-2	54.8	13	15.3	3.5	17	14	47.5	11.5	13
6	1/8	BMC-6-1	52.9	11	15.4	5	17	14	45.5	11.5	13
6	1/4	BMC-6-2	54.9	13	15.4	5	17	14	47.5	11.5	13
8	1/8	BMC-8-1	54.8	11	16.8	6	17	15.87	47	13.2	13.5
8	1/4	BMC-8-2	56.8	13	16.8	6	17	15.87	49	13.2	13.5
10	1/4	BMC-10-2	58.7	13	18.7	8	19	19	50	16.2	14.5
10	3/8	BMC-10-3	59.7	14	18.7	8	19	19	51	16.2	14.5
12	3/8	BMC-12-3	64.8	14	22.8	9.5	26	23	54	19.5	16
12	1/2	BMC-12-4	69.8	19	22.8	10	26	23	59	19.5	16

(INCHES)

※管外径5φも製作しております。

1/8": 3.18	1/8	BMC-01-1	45	11	15	2.5	14	12	38	8.5	10
1/4": 6.35	1/8	BMC-02-1	52.9	11	15.4	5	17	14	45.5	11.5	13
1/4": 6.35	1/4	BMC-02-2	54.9	13	15.4	5	17	14	47.5	11.5	13
5/16": 7.94	1/4	BMC-025-2	56.8	13	16.8	6	17	15.87	49	13.2	13.5
3/8": 9.53	1/4	BMC-03-2	58.3	13	17.8	7	19	17.46	50	14.8	14.5
3/8": 9.53	3/8	BMC-03-3	59.3	14	17.8	7	19	17.46	51	14.8	14.5
1/2": 12.7	3/8	BMC-04-3	64.8	14	22.8	9.5	26	23	54	19.5	16
1/2": 12.7	1/2	BMC-04-4	69.8	19	22.8	10	26	23	59	19.5	16

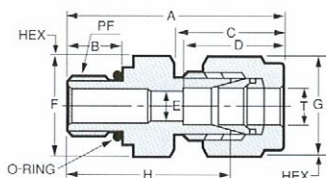

A, D: FINGER TIGHT ±0.5mm (about)

※管外径3/4φも製作しております。

MC

MALE CONNECTOR PF

ハーフユニオン (PF)



(METRIC)

(Unit:mm)

TUBE O.D. T	THREADS PF	PART. No.	A	B	C	D	E	F	G	H
3	1/8	MC-3-1PF	33	8	16	15	2.5	14	12	26
4	1/8	MC-4-1PF	35.3	8	18.3	15.3	3.5	14	14	28
6	1/8	MC-6-1PF	35.4	8	18.4	15.4	5	14	14	28
6	1/4	MC-6-2PF	39.4	12	18.4	15.4	5	19	14	32
8	1/8	MC-8-1PF	35.8	8	18.8	16.8	5	14	15.87	28
8	1/4	MC-8-2PF	39.8	12	18.8	16.8	6	19	15.87	32
10	1/4	MC-10-2PF	41.7	12	20.7	18.7	6	19	19	33
10	3/8	MC-10-3PF	41.7	12	20.7	18.7	8	22	19	33
10	1/2	MC-10-4PF	43.7	14	20.7	18.7	8	27	19	35
12	3/8	MC-12-3PF	43.8	12	22.8	22.8	8	22	23	33
12	1/2	MC-12-4PF	45.8	14	22.8	22.8	10	27	23	35

A, D: FINGER TIGHT ±0.5mm (about)

※管外径5φも製作しております。

使用する O RING

THREADS	O RING JIS B 2401
PF 1/8	P 8
PF 1/4	P 11
PF 3/8	P 14
PF 1/2	P 18

O RING は適用液体の種類によって
材質を選択して下さい。

先端止りの場合B寸法

	B
PF 1/8	12
PF 1/4	15
PF 3/8	16
PF 1/2	19



先端止用



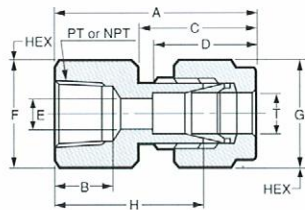

ガスケット用

FITTING

FC

FEMALE CONNECTOR

圧力計ユニオン



(METRIC)

TUBE O.D. T	THREADS PT or NPT	PART. No.	A	B	C	D	E	F	G	H
2	1/8	FC-2-1	28.5	12	11.9	9.5	1.3	14	8	24
2	1/4	FC-2-2	28.5	15	11.9	9.5	1.3	17	8	17
3	1/8	FC-3-1	33	12	16	15	2.5	14	12	26
3	1/4	FC-3-2	36	15	16	15	2.5	17	12	29
4	1/8	FC-4-1	35.3	12	18.3	15.3	3.5	14	14	28
4	1/4	FC-4-2	36.3	15	18.3	15.3	3.5	17	14	29
6	1/8	FC-6-1	35.4	12	18.4	15.4	5	14	14	28
6	1/4	FC-6-2	36.4	15	18.4	15.4	5	17	14	29
6	3/8	FC-6-3	38.4	16	18.4	15.4	5	22	14	31
6	1/2	FC-6-4	40.4	19	18.4	15.4	5	26	14	33
8	1/4	FC-8-2	36.8	15	18.8	16.8	6	17	15.87	29
8	3/8	FC-8-3	38.8	16	18.8	16.8	6	22	15.87	31
8	1/2	FC-8-4	40.8	19	18.8	16.8	6	26	15.87	33
10	1/4	FC-10-2	38.7	15	20.7	18.7	8	17	19	30
10	3/8	FC-10-3	40.7	16	20.7	18.7	8	22	19	32
10	1/2	FC-10-4	42.7	19	20.7	18.7	8	26	19	34
12	1/4	FC-12-2	40.8	15	22.8	22.8	10	22	23	30
12	3/8	FC-12-3	42.8	16	22.8	22.8	10	22	23	32
12	1/2	FC-12-4	44.8	19	22.8	22.8	10	26	23	34
14	3/8	FC-14-3	43.5	16	23.5	24.5	12	23	26	33
15	3/8	FC-15-3	43	16	23	24	12	23	26	33
16	1/2	FC-16-4	45.5	19	23.5	24.5	12	26	26	35
18	1/2	FC-18-4	47	19	24	25	15	27	30	36
20	1/2	FC-20-4	47	19	24	25	17	30	32	36
22	3/4	FC-22-6	50.2	21	25.2	25.2	18	35	35	39
25	1	FC-25-8	63	25	28.5	33.5	22	42	38	49

※管外径5φも製作しております。

(INCHES)

1/16" : 1.6	1/8	FC-005-1	28	12	11.4	9	1.3	14	8	24
1/16" : 1.6	1/4	FC-005-2	31	15	11.4	9	1.3	17	8	27
1/8" : 3.18	1/8	FC-01-1	33	12	16	15	2.5	14	12	26
1/8" : 3.18	1/4	FC-01-2	36	15	16	15	2.5	17	12	29
1/4" : 6.35	1/8	FC-02-1	35.4	12	18.4	15.4	5	14	14	28
1/4" : 6.35	1/4	FC-02-2	36.4	15	18.4	15.4	5	17	14	29
1/4" : 6.35	3/8	FC-02-3	38.4	16	18.4	15.4	5	22	14	31
1/4" : 6.35	1/2	FC-02-4	40.4	19	18.4	15.4	5	26	14	33
5/16" : 7.94	1/4	FC-025-2	36.8	15	18.8	16.8	6	17	15.87	29
5/16" : 7.94	3/8	FC-025-3	38.8	16	18.8	16.8	6	22	15.87	31
5/16" : 7.94	1/2	FC-025-4	40.8	19	18.8	16.8	6	26	15.87	33
3/8" : 9.53	1/4	FC-03-2	38.3	15	20.3	17.8	7	17	17.46	30
3/8" : 9.53	3/8	FC-03-3	40.3	16	20.3	17.8	7	22	17.46	32
3/8" : 9.53	1/2	FC-03-4	42.3	19	20.3	17.8	7	26	17.46	34
1/2" : 12.7	1/4	FC-04-2	40.8	15	22.8	22.8	10	22	23	30
1/2" : 12.7	3/8	FC-04-3	42.8	16	22.8	22.8	10	22	23	32
1/2" : 12.7	1/2	FC-04-4	44.8	19	22.8	22.8	10	26	23	34
5/8" : 15.87	3/8	FC-05-3	43.5	16	23.5	24.5	12	23	26	33
3/4" : 19.05	1/2	FC-06-4	47	19	24	25	15	27	30	36
7/8" : 22.23	3/4	FC-07-6	50.2	21	25.2	25.2	18	35	35	39
1" : 25.4	1	FC-08-8	63	25	28	33	22	42	38	49

※管外径3/8"も製作しております。

(SCHEDULE)

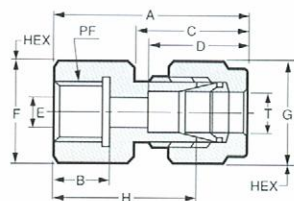

1/8B : 10.5	1/8	FC-10.5-1	38.2	12	21.2	19.2	8	17	19	29
1/8B : 10.5	1/4	FC-10.5-2	39.2	15	21.2	19.2	8	17	19	30
1/8B : 10.5	3/8	FC-10.5-3	41.2	16	21.2	19.2	8	22	19	32
1/8B : 10.5	1/2	FC-10.5-4	43.2	19	21.2	19.2	8	26	19	34
1/4B : 13.8	1/4	FC-13.8-2	43	15	23	24	12	23	26	33
1/4B : 13.8	3/8	FC-13.8-3	43	16	23	24	12	23	26	33
1/4B : 13.8	1/2	FC-13.8-4	45	19	23	24	12	26	26	35
3/8B : 17.3	3/8	FC-17.3-3	47	16	24	25	15	27	30	36
3/8B : 17.3	1/2	FC-17.3-4	47	19	24	25	15	27	30	36
1/2B : 21.7	1/2	FC-21.7-4	49.2	19	25.2	25.2	18	30	35	38
1/2B : 21.7	3/4	FC-21.7-6	50.2	21	25.2	25.2	18	35	35	39

AIC,D:FINGER TIGHT-±0.5mm (about)

FC

FEMALE CONNECTOR PF

圧力計ユニオン (PF)



(METRIC)

TUBE O.D. T	THREADS PT or NPT	PART. No.	A	B	C	D	E	F	G	H
2	1/8	FC-2-1PF	28.5	12	11.9	9.5	1.3	14	8	24
2	1/4	FC-2-2PF	28.5	15	11.9	9.5	1.3	17	8	17
3	1/8	FC-3-1PF	33	12	16	15	2.5	14	12	26
3	1/4	FC-3-2PF	36	15	16	15	2.5	17	12	29
4	1/8	FC-4-1PF	35.3	12	18.3	15.3	3.5	14	14	28
4	1/4	FC-4-2PF	36.3	15	18.3	15.3	3.5	17	14	29
6	1/8	FC-6-1PF	35.4	12	18.4	15.4	5	14	14	28
6	1/4	FC-6-2PF	36.4	15	18.4	15.4	5	17	14	29
6	3/8	FC-6-3PF	38.4	16	18.4	15.4	5	22	14	31
6	1/2	FC-6-4PF	40.4	19	18.4	15.4	5	26	14	33
8	1/4	FC-8-2PF	36.8	15	18.8	16.8	6	17	15.87	29
8	3/8	FC-8-3PF	38.8	16	18.8	16.8	6	22	15.87	31
8	1/2	FC-8-4PF	40.8	19	18.8	16.8	6	26	15.87	33
10	1/4	FC-10-2PF	38.7	15	20.7	18.7	6	17	19	30
10	3/8	FC-10-3PF	40.7	16	20.7	18.7	6	22	19	32
10	1/2	FC-10-4PF	42.7	19	20.7	18.7	8	26	19	34
12	1/4	FC-12-2PF	40.8	15	22.8	22.8	6	22	23	30
12	3/8	FC-12-3PF	42.8	16	22.8	22.8	6	22	23	32
12	1/2	FC-12-4PF	44.8	19	22.8	22.8	10	26	23	34
14	3/8	FC-14-3PF	43.5	16	23.5	24.5	6	23	26	33
15	3/8	FC-15-3PF	43	16	23	24	6	23	26	33
16	1/2	FC-16-4PF	45.5	19	23.5	24.5	10	26	26	35
18	1/2	FC-18-4PF	47	19	24	25	10	27	30	36
20	1/2	FC-20-4PF	47	19	24	25	10	30	32	36
22	3/4	FC-22-6PF	50.2	21	25.2	25.2	18	35	35	39
25	1	FC-25-8PF	63	25	28.5	33.5	22	42	38	49

(INCHES)

※管外径5φも製作しております。

1/16": 1.6	1/8	FC-005-1PF	28	12	11.4	9	1.3	14	8	24
1/16": 1.6	1/4	FC-005-2PF	31	15	11.4	9	1.3	17	8	27
1/8": 3.18	1/8	FC-01-1PF	33	10	16	15	2.5	14	12	26
1/8": 3.18	1/4	FC-01-2PF	36	15	16	15	2.5	17	12	29
1/4": 6.35	1/8	FC-02-1PF	35.4	12	18.4	15.4	5	14	14	28
1/4": 6.35	1/4	FC-02-2PF	36.4	15	18.4	15.4	5	17	14	29
1/4": 6.35	3/8	FC-02-3PF	38.4	16	18.4	15.4	5	22	14	31
1/4": 6.35	1/2	FC-02-4PF	40.4	19	18.4	15.4	5	26	14	33
5/16": 7.94	1/4	FC-025-2PF	36.8	15	18.8	16.8	6	17	15.87	29
5/16": 7.94	3/8	FC-025-3PF	38.8	16	18.8	16.8	6	22	15.87	31
5/16": 7.94	1/2	FC-025-4PF	40.8	19	18.8	16.8	6	26	15.87	33
3/8": 9.53	1/4	FC-03-2PF	38.3	15	20.3	17.8	6	17	17.46	30
3/8": 9.53	3/8	FC-03-3PF	40.3	16	20.3	17.8	6	22	17.46	32
3/8": 9.53	1/2	FC-03-4PF	42.3	19	20.3	17.8	7	26	17.46	34
1/2": 12.7	1/4	FC-04-2PF	40.8	15	22.8	22.8	6	22	23	30
1/2": 12.7	3/8	FC-04-3PF	42.8	16	22.8	22.8	6	22	23	32
1/2": 12.7	1/2	FC-04-4PF	44.8	19	22.8	22.8	10	26	23	34
5/8": 15.87	3/8	FC-05-3PF	43.5	16	23.5	24.5	6	23	26	33
3/4": 19.05	1/2	FC-06-4PF	47	19	24	25	10	27	30	36
7/8": 22.23	3/4	FC-07-6PF	50.2	21	25.2	25.2	18	35	35	39
1": 25.4	1	FC-08-8PF	63	25	28	33	22	42	38	49

(SCHEDULE)

※管外径3/8φも製作しております。

1/8B: 10.5	1/8	FC-10.5-1PF	38.2	12	21.2	19.2	5	17	19	29
1/8B: 10.5	1/4	FC-10.5-2PF	39.2	15	21.2	19.2	6	17	19	30
1/8B: 10.5	3/8	FC-10.5-3PF	41.2	16	21.2	19.2	6	22	19	32
1/8B: 10.5	1/2	FC-10.5-4PF	43.2	19	21.2	19.2	8	26	19	34
1/4B: 13.8	1/4	FC-13.8-2PF	43	15	23	24	6	23	26	33
1/4B: 13.8	3/8	FC-13.8-3PF	43	16	23	24	6	23	26	33
1/4B: 13.8	1/2	FC-13.8-4PF	45	19	23	24	10	26	26	35
3/8B: 17.3	3/8	FC-17.3-3PF	47	16	24	25	6	27	30	36
3/8B: 17.3	1/2	FC-17.3-4PF	47	19	24	25	10	27	30	36
1/2B: 21.7	1/2	FC-21.7-4PF	49.2	19	25.2	25.2	10	30	35	38
1/2B: 21.7	3/4	FC-21.7-6PF	50.2	21	25.2	25.2	18	35	35	39

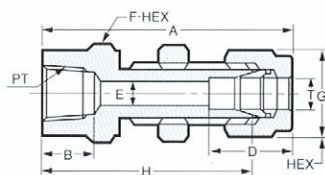
AIC, D: FINGER TIGHT ±0.5mm (about)

FITTING

BFC

BULKHEAD FEMALE CONNECTOR

締付型圧力計ユニオン



(METRIC)

(Unit:mm)

TUBE O.D. T	THREADS PT or NPT	PART. No.	A	B	D	E	F	G	H	Panel Hole Size	Max. Panel Thickness
3	1/8	BFC- 3-1	48	12	15	2.5	14	12	41	8.5	10
4	1/8	BFC- 4-1	55.3	12	15.3	3.5	17	14	48	11.5	13
4	1/4	BFC- 4-2	55.3	15	15.3	3.5	17	14	48	11.5	13
6	1/8	BFC- 6-1	55.4	12	15.4	5	17	14	48	11.5	13
6	1/4	BFC- 6-2	55.4	15	15.4	5	17	14	48	11.5	13
8	1/8	BFC- 8-1	56.8	12	16.8	6	17	15.87	49	13.2	13.5
8	1/4	BFC- 8-2	56.8	15	16.8	6	17	15.87	49	13.2	13.5
10	1/4	BFC-10-2	58.7	15	18.7	8	19	19	50	16.2	14.5
10	3/8	BFC-10-3	58.7	16	18.7	8	22	19	50	16.2	14.5
12	3/8	BFC-12-3	66.8	16	22.8	10	26	23	56	19.5	16
12	1/2	BFC-12-4	66.8	21	22.8	10	26	23	56	19.5	16

(INCHES)

※管外径5φも製作しております。

1/8": 3.18	1/8	BFC- 01-1	48	12	15	2.5	14	12	41	8.5	10
1/4": 6.35	1/8	BFC- 02-1	55.4	12	15.4	5	17	14	48	11.5	13
1/4": 6.35	1/4	BFC- 02-2	55.4	15	15.4	5	17	14	48	11.5	13
5/16": 7.94	1/4	BFC-025-2	56.8	15	16.8	6	17	15.87	49	13.2	13.5
3/8": 9.53	1/4	BFC- 03-2	58.3	15	17.8	7	19	17.46	50	14.8	14.5
3/8": 9.53	3/8	BFC- 03-3	58.3	16	17.8	7	22	17.46	50	14.8	14.5
1/2": 12.7	3/8	BFC- 04-3	66.8	16	22.8	10	26	23	56	19.5	16
1/2": 12.7	1/2	BFC- 04-4	66.8	21	22.8	10	26	23	56	19.5	16

A.C.D.:FINGER TIGHT-±0.5mm (about)

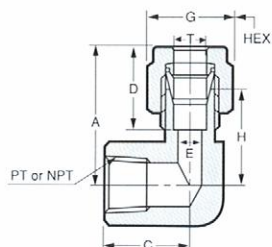
PFも製作できます。

※管外径3/8φも製作しております。

FE

FEMALE ELBOW

圧力計エルボユニオン



(METRIC)

(Unit:mm)

TUBE O.D. T	THREADS PT or NPT	PART. No.	A	C	D	E	G	H
3	1/8	FE- 3-1	25		15	2.5	12	18
4	1/8	FE- 4-1	28.3		15.3	3.5	14	21
6	1/8	FE- 6-1	28.4		15.4	5	14	21
6	1/4	FE- 6-2	29.4		15.4	5	14	22
6	3/8	FE- 6-3	31.4		15.4	5	14	24
8	1/4	FE- 8-2	29.8		16.8	6	15.87	22
8	3/8	FE- 8-3	31.8		16.8	6	15.87	24
10	1/4	FE-10-2	31.7		18.7	8	19	23
10	3/8	FE-10-3	33.7		18.7	8	19	25
12	3/8	FE-12-3	35.8		22.8	10	23	25
12	1/2	FE-12-4	40.8		22.8	10	23	30

(INCHES)

※管外径5φも製作しております。

1/8": 3.18	1/8	FE- 01-1	25		15	2.5	12	18
1/4": 6.35	1/8	FE- 02-1	28.4		15.4	5	14	21
1/4": 6.35	1/4	FE- 02-2	29.4		15.4	5	14	22
1/4": 6.35	3/8	FE- 02-3	31.4		15.4	5	14	24
5/16": 7.94	1/4	FE-025-2	29.8		16.8	6	15.87	22
5/16": 7.94	3/8	FE-025-3	31.8		16.8	6	15.87	24
3/8": 9.53	1/4	FE- 03-2	31.3		17.8	7	17.46	23
3/8": 9.53	3/8	FE- 03-3	33.3		17.8	7	17.46	25
1/2": 12.7	3/8	FE- 04-3	35.8		22.8	10	23	25
1/2": 12.7	1/2	FE- 04-4	40.8		22.8	10	23	30

A.C.D.:FINGER TIGHT-±0.5mm (about)

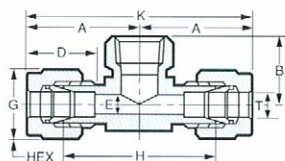
PFも製作できます。

※管外径3/8φも製作しております。

FBT

FEMALE BRANCH TEE

両口圧力計チーズユニオン



(METRIC)

(Unit:mm)

TUBE O.D. T	THREADS PT or NPT	PART. No.	A	B	D	E	G	H	K
3	1/8	FBT- 3-1	27	22	15	2.5	12	40	54
4	1/8	FBT- 4-1	29.3	22	15.3	3.5	14	44	58.6
6	1/8	FBT- 6-1	29.4	22	15.4	5	14	44	58.8
6	1/4	FBT- 6-2	29.4	22	15.4	5	14	44	58.8
8	1/4	FBT- 8-2	29.8	22	16.8	6	15.87	44	59.6
10	1/4	FBT-10-2	31.7	22	18.7	8	19	46	63.4
10	3/8	FBT-10-3	34.2	27	18.7	8	19	51	68.5
12	3/8	FBT-12-3	38.3	27	22.8	10	23	55	76.6
12	1/2	FBT-12-4	41.3	33	22.8	10	23	61	82.6

※管外径5φも製作しております。

(INCHES)

1/8": 3.18	1/8	FBT- 01-1	27	22	15	2.5	12	40	54
1/4": 6.35	1/8	FBT- 02-1	29.4	22	15.4	5	14	44	58.8
1/4": 6.35	1/4	FBT- 02-2	29.4	22	15.4	5	14	44	58.8
5/16": 7.94	1/4	FBT-025-2	29.8	22	16.8	6	15.87	44	59.6
3/8": 9.53	1/4	FBT- 03-2	31.3	22	17.8	7	17.46	46	62.6
3/8": 9.53	3/8	FBT- 03-3	33.8	27	17.8	7	17.46	51	67.6
1/2": 12.7	3/8	FBT- 04-3	38.3	27	22.8	10	23	55	76.6
1/2": 12.7	1/2	FBT- 04-4	41.3	33	22.8	10	23	61	82.6

A.C.D.:FINGER TIGHT-±0.5mm (about)

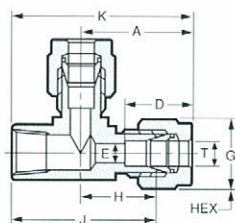
PFも製作できます。

※管外径3/8φも製作しております。

FRT

FEMALE RUN TEE

サービス圧力計チーズユニオン



(METRIC)

(Unit:mm)

TUBE O.D. T	THREADS PT or NPT	PART. No.	A	D	E	G	H	J	K
3	1/8	FRT- 3-1	27	15	2.5	12	20	42	49
4	1/8	FRT- 4-1	29.3	15.3	3.5	14	22	44	51.3
6	1/8	FRT- 6-1	29.4	15.4	5	14	22	44	51.4
6	1/4	FRT- 6-2	29.4	15.4	5	14	22	44	51.4
8	1/4	FRT- 8-2	29.8	16.8	6	15.8	22	44	51.8
10	1/4	FRT-10-2	31.7	15.8	8	19	23	45	53.7
10	3/8	FRT-10-3	34.2	18.7	8	19	25.5	52.5	61.2
12	3/8	FRT-12-3	38.3	19.7	10	23	27.5	54.5	65.3
12	1/2	FRT-12-4	41.3	22.8	10	23	30.5	63.5	74.3

※管外径5φも製作しております。

(INCHES)

1/8": 3.18	1/8	FRT- 01-1	27	15	2.5	12	20	42	49
1/4": 6.35	1/8	FRT- 02-1	29.4	15.4	5	14	22	44	51.4
1/4": 6.35	1/4	FRT- 02-2	29.4	15.4	5	14	22	44	51.4
5/16": 7.94	1/4	FRT-025-2	29.8	16.8	6	15.87	22	44	51.8
3/8": 9.53	1/4	FRT- 03-2	31.3	17.8	7	17.46	23	45	53.3
3/8": 9.53	3/8	FRT- 03-3	33.8	17.8	7	17.46	25.5	52.5	60.8
1/2": 12.7	3/8	FRT- 04-3	38.3	22.8	10	23	27.5	54.5	65.3
1/2": 12.7	1/2	FRT- 04-4	41.3	22.8	10	23	30.5	63.5	74.3

A.C.D.:FINGER TIGHT-±0.5mm (about)

PFも製作できます。

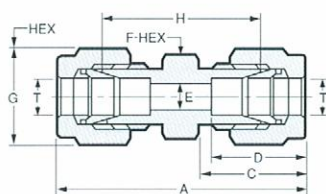

※管外径3/8φも製作しております。

FITTING

U

EQUAL UNION

フレヤードユニオン



(METRIC)

(Unit:mm)

TUBE O.D. T	PART. No.	A	C	D	E	F	G	H
2	U- 2-0	26	9.5	1.3	8	8	17.5	
3	U- 3-0	38	16	15	2.5	12	14	24
4	U- 4-0	43.6	18.3	15.3	3.5	14	14	29
6	U- 6-0	43.8	18.4	15.4	5	14	14	29
8	U- 8-0	44.6	18.8	16.8	6	14	15.87	29
10	U-10-0	48.4	20.7	18.7	8	17	19	31
12	U-12-0	52.6	22.8	22.8	10	22	23	31
14	U-14-0	54	23.5	24.5	12	23	26	33
15	U-15-0	53	23	24	12	23	26	33
16	U-16-0	54	23.5	24.5	12	23	26	33
18	U-18-0	58	24	25	15	27	30	36
20	U-20-0	58	24	25	17	30	32	36
22	U-22-0	60.4	25.2	25.2	18	30	35	38
25	U-25-0	69	28.5	33.5	22	35	38	40

※管外径5φも製作しております。

(INCHES)

1/16"	U-005-0	25	11.4	9	1.3	8	8	17.5
1/8"	U- 01-0	38	16	15	2.5	12	14	24
1/4"	U- 02-0	43.8	18.4	15.4	5	14	14	29
5/16"	U-025-0	44.6	18.8	16.8	6	14	15.87	29
3/8"	U- 03-0	47.6	20.3	17.8	7	17	17.46	31
1/2"	U- 04-0	52.6	22.8	22.8	10	22	23	31
5/8"	U- 05-0	53	23	24	12	23	26	33
3/4"	U- 06-0	58	24	25	16	27	26	36
7/8"	U- 07-0	60.4	25.2	25.2	18	30	35	38
1"	U- 08-0	68	28	33	22	35	38	40

※管外径3/8φも製作しております。

(SCHEDULE)

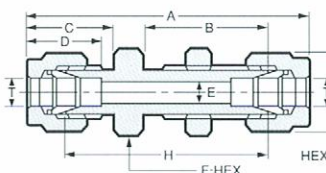
1/8" B: 10.5	U-10.5-0	49.4	21.2	19.2	8	17	19	31
1/4" B: 13.8	U-13.8-0	53	23	24	12	23	26	33
3/8" B: 17.3	U-17.3-0	58	24	25	15	27	30	36
1/2" B: 21.7	U-21.7-0	60.4	26.5	25.2	18	30	35	38

A.C.D:FINGER TIGHT±0.5mm (about)

BU

BULKHEAD UNION

締付型フレヤードユニオン



(METRIC)

(Unit:mm)

TUBE O.D. T	PART. No.	A	B	C	D	E	F	G	H	Panel Hole Size	Max. Panel Thickness
3	BU- 3-0	50	22	16	15	2.5	14	12	36	8.5	10
4	BU- 4-0	60.1	28	18.3	15.3	3.5	17	14	45.5	11.5	13
6	BU- 6-0	60.3	28	18.4	15.4	5	17	14	45.5	11.5	13
8	BU- 8-0	62.6	29	18.8	16.8	6	17	15.87	47	13.2	13.5
10	BU-10-0	66.4	30	20.7	18.7	8	22	19	49	16.2	14.5
12	BU-12-0	73.6	32	22.8	22.8	10	26	23	52	19.5	16
14	BU-14-0	76	34	23.5	24.5	12	27	26	55	22.8	17
15	BU-15-0	75	34	23	24	12	27	26	55	22.8	17
16	BU-16-0	76	34	23.5	24.5	12	27	26	55	22.8	17
18	BU-18-0	81	34	24	25	15	32	30	59	26	17
20	BU-20-0	81	36	24	25	17	32	32	59	27.5	17
22	BU-22-0	82.4	46	25.2	25.2	18	35	35	60	29.2	17
25	BU-25-0	99	44	29.3	33.5	22	42	38	70	33.3	24

※管外径5φも製作しております。

(INCHES)

1/8"	BU- 01-0	50	22	16	15	2.5	14	12	36	8.5	10
1/4"	BU- 02-1	60.3	28	18.4	15.4	5	17	14	45.5	11.5	13
5/16"	BU-025-0	62.6	29	18.8	16.8	6	17	15.87	47	13.2	13.5
3/8"	BU- 03-0	65.6	30	20.3	17.8	7	19	17.46	49	14.8	14.5
1/2"	BU- 04-0	73.6	32	22.8	22.8	10	26	23	52	19.5	16
5/8"	BU- 05-0	75	34	23	24	12	27	26	55	22.8	17
3/4"	BU- 06-0	81	34	24	25	15	32	30	59	26	17
7/8"	BU- 07-0	82.4	36	25.2	25.2	18	35	35	60	29.2	17
1"	BU- 08-0	98	44	28	33	22	42	38	70	33.3	24

※管外径3/8φも製作しております。

(SCHEDULE)

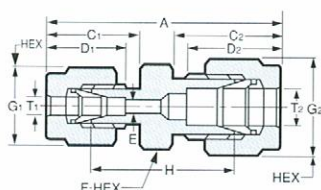
1/8" B: 10.5	BU-10.5-0	67.4	30	21.2	19.2	8	22	19	49	16.2	14.5
1/4" B: 13.8	BU-13.8-0	75	34	23	24	12	27	26	55	22.8	17
3/8" B: 17.3	BU-17.3-0	81	34	24	25	15	32	30	59	26	17
1/2" B: 21.7	BU-21.7-0	82.4	36	25.2	31.5	18	35	35	60	29.2	17

A.C.D:FINGER TIGHT±0.5mm (about)

RU

REDUCING UNION

異径フレヤードユニオン



(METRIC)

(Unit:mm)

TUBE O.D.		PART. No.	A	C ₁	C ₂	D ₁	D ₂	E	G ₁	G ₂	F	H
T ₁	T ₂											
3	4	RU- 3・4-0	41.3	16	18.3	15	15.3	2.5	12	14	14	27
4	6	RU- 4・6-0	43.7	18.3	18.4	15.3	15.4	3.5	14	14	14	29
6	8	RU- 6・8-0	44.2	18.4	18.8	15.4	16.8	5	14	15.87	14	29
6	10	RU- 6・10-0	46.1	18.4	20.7	15.4	18.7	5	14	19	17	30
8	10	RU- 8・10-0	46.5	18.8	20.7	16.8	18.7	6	15.87	19	17	30
8	12	RU- 8・12-0	48.6	18.8	22.8	16.8	22.8	6	15.87	23	22	30
10	12	RU-10・12-0	50.5	20.7	22.8	18.7	22.8	8	19	23	22	31
12	15	RU-12・15-0	52.8	22.8	23	22.8	24	10	23	26	23	32
15	18	RU-15・18-0	57	23	24	24	25	12	26	30	27	36
18	22	RU-18・22-0	59.2	24	25.2	25	25.2	15	30	35	30	37
22	25	RU-22・25-0	65.7	25.2	28.5	25.2	33.5	18	35	38	35	40

(INCHES)

※管外径5φも製作しております。

1/8": 3.18	1/4": 6.35	RU-01・02-0	41.4	16	16.4	15	15.4	2.5	12	14	14	27
1/4": 6.35	3/8": 9.53	RU-02・03-0	45.7	18.4	20.3	15.4	17.8	5	14	17.46	17	30
1/4": 6.35	1/2": 12.7	RU-02・04-0	48.2	18.4	22.8	15.4	22.8	5	14	23	22	30
3/8": 9.53	1/2": 12.7	RU-03・04-0	50.1	20.3	22.8	17.8	22.8	7	17.46	23	22	31
1/2": 12.7	5/8": 15.87	RU-04・05-0	52.8	22.8	23	22.8	24	10	23	26	23	32
1/2": 12.7	3/4": 19.05	RU-04・06-0	56.8	22.8	24	22.8	25	10	23	30	27	35
3/4": 19.05	7/8": 22.23	RU-06・07-0	59.2	24	25.2	25.2	25.2	15	30	35	30	37
3/4": 19.05	1": 25.4	RU-06・08-0	64	25.2	28	25	33	15	30	38	35	39

(SCHEDULE)

※管外径3/8φも製作しております。

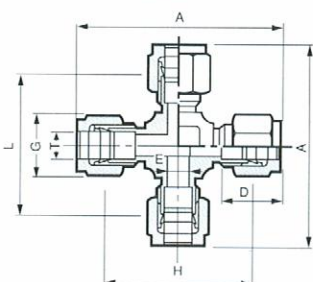
1/8" B : 10.5	1/4" B : 13.8	RU-10.5・13.8-0	51.2	21.2	23	19.2	24	8	19	26	23	32
1/4" B : 13.8	3/8" B : 17.3	RU-13.8・17.3-0	57	23	24	24	25	12	26	30	27	36
3/8" B : 17.3	1/2" B : 21.7	RU-17.3・21.7-0	59.2	24	25.2	25	25.2	15	30	35	30	37

A.C.D: FINGER TIGHT-±0.5mm (about)

UC

UNION CROSS

クロスユニオン



(Unit:mm)

TUBE O.D.	PART. No.	A	D	E	G	H
4	UC- 4-0	59	16	3.5	14	42
6	UC- 6-0	58	15.4	5	14	42
8	UC- 8-0	61.5	16.8	6	15.87	44.5
10	UC-10-0	75.5	18.7	8	19	58
12	UC-12-0	79	22.8	10	23	58
14	UC-14-0	79	24.5	12	26	58
15	UC-15-0	78	24	12	26	58
16	UC-16-0	79	24.5	12	26	58


※管外径5φも製作しております。

6.35	UC-02-0	42	15.4	5	14	58
9.53	UC-03-0	46.5	17.8	7	17.46	64.5
12.7	UC-04-0	79	22.8	10	23	58
15.87	UC-05-0	78	24	12	26	58

※管外径3/8φも製作しております。

10.5	UC-10.5-0	76.5	19.2	8	19	58
13.8	UC-13.8-0	78	24	12	26	58

※管外径10mm以上の製品は熔断切りになります。



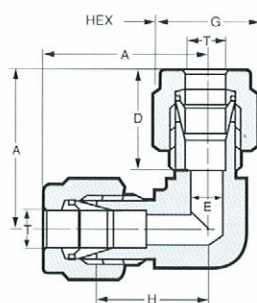
ステンレスチューブ・クランプ

FITTING

UE

UNION ELBOW

L型フレヤードユニオン



(METRIC)

(Unit:mm)

TUBE O.D. T	PART. No.	A	D	E	G	H
2	UE- 2-0	19.5	9.5	1.3	8	15
3	UE- 3-0	25	15	2.5	12	18
4	UE- 4-0	28.3	15.3	3.5	14	21
6	UE- 6-0	28.4	15.4	5	14	21
8	UE- 8-0	28.8	16.8	6	15.87	21
10	UE-10-0	31.7	18.7	8	19	23
12	UE-12-0	34.8	22.8	10	23	24
14	UE-14-0	39.5	24.5	12	26	29
15	UE-15-0	39	24	12	26	29
16	UE-16-0	39.5	24.5	12	26	29
18	UE-18-0	41	25	15	30	30
20	UE-20-0	43	25	17	32	32
22	UE-22-0	43.2	25.2	18	35	32
25	UE-25-0	48.5	33.5	22	38	34

※管外径5φも製作しております。

(INCHES)

1/16"	UE-005-0	1.9	9	1.3	8	15
1/8"	UE- 01-0	25	15	2.5	12	18
1/4"	UE- 02-0	28.4	15.4	5	14	21
5/16"	UE-025-0	28.8	16.8	6	15.87	21
3/8"	UE- 03-0	31.3	17.8	7	17.46	23
1/2"	UE- 04-0	34.8	22.8	10	23	24
5/8"	UE- 05-0	39	24	12	26	29
3/4"	UE- 06-0	41	25	16	30	30
7/8"	UE- 07-0	43.2	25.2	18	35	32
1"	UE- 08-0	48	33	22	38	34

※管外径3/4φも製作しております。

(SCHEDULE)

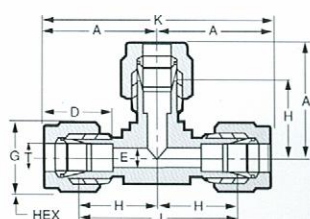
1/8" B: 10.5	UE-10.5-0	32.2	19.2	8	19	23
1/4" B: 13.8	UE-13.8-0	39	24	12	26	29
3/8" B: 17.3	UE-17.3-0	41	25	15	30	30
1/2" B: 21.7	UE-21.7-0	43.2	25.2	18	35	32

A.D:FINGER TIGHT±0.5mm (about)

UT

UNION TEE

チーズユニオン



(METRIC)

(Unit:mm)

TUBE O.D. T	PART. No.	A	D	E	G	H	J	K
2	UT- 2-0	19.5	9.5	1.3	8	30	15	39
3	UT- 3-0	25	15	2.5	12	18	36	50
4	UT- 4-0	28.3	15.3	3.5	14	21	42	56.6
6	UT- 6-0	28.4	15.4	5	14	21	42	56.8
8	UT- 8-0	29.4	16.8	6	15.87	22	44	59.6
10	UT-10-0	31.7	18.7	8	19	23	46	63.4
12	UT-12-0	38.3	22.8	10	23	27.5	55	76.6
14	UT-14-0	39.5	24.5	12	26	29	58	79
15	UT-15-0	39	24	12	26	29	58	78
16	UT-16-0	39.5	24.5	12	26	29	58	79
18	UT-18-0	41	25	15	30	30	60	82
20	UT-20-0	43	25	17	32	32	64	86
22	UT-22-0	43.2	25.2	18	35	32	64	86.4
25	UT-25-0	48.5	33.5	22	38	34	68	97

※管外径5φも製作しております。

(INCHES)

1.6	UT-005-0	19	9	1.3	8	30	15	38
1/8"	UT- 01-0	25	15	2.5	12	18	36	50
1/4"	UT- 02-0	28.4	15.4	5	14	21	42	56.8
5/16"	UT-025-0	29.8	16.8	6	15.87	22	44	59.6
3/8"	UT- 03-0	31.3	17.8	7	17.46	23	46	62.6
1/2"	UT- 04-0	38.3	22.8	10	23	27.5	55	76.3
5/8"	UT- 05-0	39	24	12	26	29	58	78
3/4"	UT- 06-0	41	24	16	30	30	60	82
7/8"	UT- 07-0	43.2	25.2	18	35	32	64	86.4
1"	UT- 08-0	48	33	22	38	34	68	96

※管外径3/4φも製作しております。

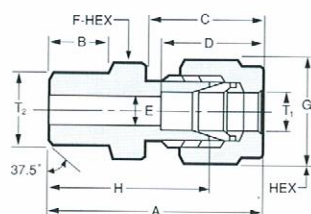

(SCHEDULE)

1/8" B: 10.5	UT-10.5-0	32.2	19.2	8	19	23	46	64.4
1/4" B: 13.8	UT-13.8-0	39	24	12	26	29	58	78
3/8" B: 17.3	UT-17.3-0	41	25	15	30	30	60	82
1/2" B: 21.7	UT-21.7-0	43.2	25.2	18	35	32	64	86.4

MWC

MALE WELD CONNECTOR

ハーフユニオンBW



(METRIC)

(Unit:mm)

TUBE O.D.		PART. No.	A	B	C	D	E	F	G	H
T ₁	T ₂									
3	1/8B: 10.5	MWC- 3-1	33	11	16	15	2.5	12	12	26
4	1/8B: 10.5	MWC- 4-1	36.3	11	18.3	15.3	3.5	14	14	29
6	1/8B: 10.5	MWC- 6-1	36.4	11	18.4	15.4	5	14	14	29
6	1/4B: 13.8	MWC- 6-2	39.4	14	18.4	15.4	5	17	14	32
8	1/8B: 10.5	MWC- 8-1	36.8	11	18.8	16.8	5	14	15.87	29
8	1/4B: 13.8	MWC- 8-2	39.8	14	18.8	16.8	6	17	15.87	32
10	1/4B: 13.8	MWC-10-2	41.7	14	20.7	18.7	6	17	19	33
10	3/8B: 17.3	MWC-10-3	47.2	19	20.7	18.7	8	22	19	38.5
12	3/8B: 17.3	MWC-12-3	49.3	19	22.8	22.8	10	22	23	38.5
12	1/2B: 21.7	MWC-12-4	49.3	19	22.8	22.8	10	23	23	38.5

(INCHES)

※管外径5φも製作しております。

1/8": 3.18	1/8B: 10.5	MWC- 01-1	33	11	16	15	2.5	12	12	26
1/4": 6.35	1/8B: 10.5	MWC- 02-1	36.4	11	18.4	15.4	5	14	14	29
1/4": 6.35	1/4B: 13.8	MWC- 02-2	39.4	14	18.4	15.4	5	17	14	32
5/16": 7.94	1/8B: 10.5	MWC-025-1	36.8	11	18.8	16.8	5	14	15.87	29
5/16": 7.94	1/4B: 13.8	MWC-025-2	40.8	14	18.8	16.8	6	17	15.87	33
3/8": 9.53	1/8B: 13.8	MWC- 03-2	41.3	14	20.3	17.8	7	17	17.46	33
3/8": 9.53	3/8B: 17.3	MWC- 03-3	46.8	19	20.3	17.8	7	22	17.46	38.5
1/2": 12.7	3/8B: 17.3	MWC- 04-3	49.3	19	22.8	22.8	10	22	23	38.5
1/2": 12.7	1/2B: 21.7	MWC- 04-4	49.3	19	22.8	22.8	10	23	23	38.5

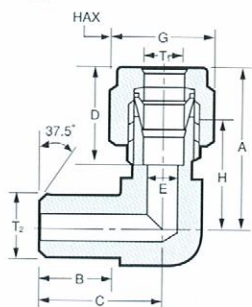
A.C.D: FINGER TIGHT-±0.5mm (about)

※管外径3/8φも製作しております。

MWE

MALE WELD ELBOW

エルボユニオンBW



(METRIC)

(Unit:mm)

TUBE O.D.		PART. No.	A	B	C	D	E	G	H
T ₁	T ₂								
3	1/8B: 10.5	MWE- 3-1	25	14	24	15	2.5	12	18
4	1/8B: 10.5	MWE- 4-1	28.3	14	24	15.3	3.5	14	21
6	1/8B: 10.5	MWE- 6-1	28.4	14	24	15.4	5	14	21
6	1/4B: 13.8	MWE- 6-2	28.4	14	24	15.4	5	14	21
8	1/8B: 10.5	MWE- 8-1	28.8	14	24	16.8	6	15.87	21
8	1/4B: 13.8	MWE- 8-2	28.8	14	24	16.8	6	15.87	21
10	1/4B: 13.8	MWE-10-2	31.7	15	27	18.7	8	19	23
10	3/8B: 17.3	MWE-10-3	31.7	17	30	18.7	8	19	24
12	3/8B: 17.3	MWE-12-3	34.8	17	30	22.8	10	23	24
12	1/2B: 21.7	MWE-12-4	35.8	17	35	22.8	10	23	25

(INCHES)

※管外径5φも製作しております。

1/8": 3.18	1/8B: 10.5	MWE- 01-1	25	14	24	15	2.5	12	18
1/4": 6.35	1/8B: 10.5	MWE- 02-1	28.4	14	24	15.4	5	14	21
1/4": 6.35	1/4B: 13.8	MWE- 02-2	28.4	14	24	15.4	5	14	21
5/16": 7.94	1/8B: 10.5	MWE-025-1	28.8	14	24	16.8	6	15.87	21
5/16": 7.94	1/4B: 13.8	MWE-025-2	28.8	14	24	16.8	6	15.87	21
3/8": 9.53	1/4B: 13.8	MWE- 03-2	31.3	15	27	17.8	7	17.46	23
3/8": 9.53	3/8B: 17.3	MWE- 03-3	32.3	17	30	17.8	7	17.46	24
1/2": 12.7	3/8B: 17.3	MWE- 04-3	34.8	17	30	22.8	10	23	24
1/2": 12.7	1/2B: 21.7	MWE- 04-4	35.8	17	35	22.8	10	23	25

A.D: FINGER TIGHT-±0.5mm (about)

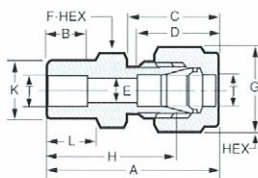
※管外径3/8φも製作しております。

FITTING

SWC

SOCKET WELD CONNECTOR

ハーフユニオン (SW)



(METRIC)

(Unit:mm)

TUBE O.D. T	PART. No.	A	B	C	D	E	F	G	H	L	K
3	SWC- 3-0	31	8	16	15	2.5	12	12	24	9	7.5
4	SWC- 4-0	36.3	8	18.3	15.3	3.5	14	14	29	11	10.5
6	SWC- 6-0	36.4	8	18.4	15.4	5	14	14	29	11	10.5
8	SWC- 8-0	36.8	9	18.8	16.8	6	14	15.87	29	11	12
10	SWC-10-0	39.7	10	20.7	18.7	8	17	19	31	12	15
12	SWC-12-0	41.8	12	22.8	22.8	10	22	23	31	12	18.5

※管外径5φも製作しております。

(INCHES)

1/8" : 3.18	SWC- 01-0	31	8	16	15	2.5	12	12	24	9	7.5
1/4" : 6.35	SWC- 02-0	36.4	8	18.4	15.4	5	14	14	29	11	10.5
5/16" : 7.94	SWC-025-0	36.8	9	18.8	16.8	6	14	15.87	29	11	12
3/8" : 9.53	SWC- 03-0	39.3	9.5	20.3	17.8	7	17	17.46	31	12	13.8
1/2" : 12.7	SWC- 04-0	41.8	12	22.8	22.8	10	22	23	31	12	18.5

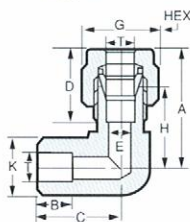
A.C.D:FINGER TIGHT-±0.5mm (about)

※管外径3/8φも製作しております。

SWE

SOCKET WELD ELBOW

エルボユニオン (SW)



(METRIC)

(Unit:mm)

TUBE O.D. T	PART. No.	A	B	C	D	E	G	H	K
3	SWE- 3-0	25	8	24	15	2.5	12	18	14
4	SWE- 4-0	28.3	8	24	15.3	3.5	14	21	14
6	SWE- 6-0	28.4	8	24	15.4	5	14	21	14
8	SWE- 8-0	28.8	9	24	16.8	6	15.87	21	14
10	SWE-10-0	31.7	10	27	18.7	8	19	23	17
12	SWE-12-0	34.8	12	30	22.8	10	23	24	19

※管外径5φも製作しております。

(INCHES)

1/8" : 3.18	SWE- 01-0	25	8	24	15	2.5	12	18	14
1/4" : 6.35	SWE- 02-0	28.4	8	24	15.4	5	14	21	14
5/16" : 7.94	SWE-025-0	28.8	9	24	16.8	6	15.87	21	14
3/8" : 9.53	SWE- 03-0	31.3	9.5	27	17.8	7	17.46	23	17
1/2" : 12.7	SWE- 04-0	34.8	12	30	22.8	10	23	24	19

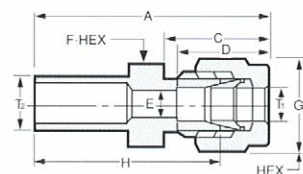
A.D:FINGER TIGHT-±0.5mm (about)

※管外径3/8φも製作しております。

RA

REDUCING ADAPTER

レジャーサー



(METRIC)

(Unit:mm)

TUBE O.D.		PART. No.	A	C	D	E	F	G	H
T ₁	T ₂								
3	4	RA- 3*4 -0	41	16	15	2.5	12	12	34
3	6	RA- 3*6 -0	41	16	15	2.5	12	12	34
4	6	RA- 4*6 -0	44.3	18.3	15.3	3.5	14	14	37
4	8	RA- 4*8 -0	44.3	18.3	15.3	3.5	14	14	37
6	8	RA- 6*8 -0	44.4	18.4	15.4	5	14	14	37
6	10	RA- 6*10-0	49.4	18.4	15.4	5	14	14	42
8	10	RA- 8*10-0	49.8	18.8	16.8	6	14	15.87	42
8	12	RA- 8*12-0	53.8	18.8	16.8	6	14	15.87	46
10	12	RA-10*12-0	55.7	20.7	18.7	8	17	19	47

※管外径5φも製作しております。

(INCHES)

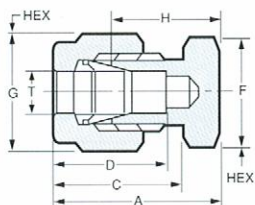

1/8" : 3.18	1/4" : 6.35	RA-01-02-0	41	16	15	2.5	12	12	34
1/4" : 6.35	3/8" : 9.35	RA-02-03-0	19.4	18.4	15.3	5	14	14	42
3/8" : 9.53	1/2" : 12.7	RA-03-04-0	55.3	20.3	17.8	7	14	17	47

A.C.D:FINGER TIGHT-±0.5mm (about)

※管外径3/8φも製作しております。

CP**CAP**

盲キャップ



(METRIC)

(Unit:mm)

TUBE O.D. T	PART. No.	A	C	D	F	G	H
2	CP- 2	17.5	11.9	9.5	8	8	13
3	CP- 3	22	16	15	12	12	15
4	CP- 4	25.3	18.3	15.3	14	14	18
6	CP- 6	25.4	18.4	15.4	14	14	18
8	CP- 8	25.8	18.8	16.8	14	15.87	18
10	CP-10	27.7	21.7	18.7	17	19	19
12	CP-12	29.8	22.8	22.8	22	23	19
14	CP-14	30.5	24.5	24.5	23	26	20
15	CP-15	30	24.5	24	23	26	20
16	CP-16	30.5	24.5	24.5	23	26	20
18	CP-18	34	25.5	25	27	30	23
20	CP-20	34	25.5	25	30	32	23
22	CP-22	35.2	26.7	25.2	30	35	24
25	CP-25	40.5	28	33.5	35	38	26

※管外径5φも製作しております。

(INCHES)

1/16"	1.6	CP-005	17	11.4	9	8	8	13
1/8"	3.18	CP- 01	15	16	15	12	12	15
1/4"	6.35	CP- 02	25.4	18.4	15.4	14	14	18
5/16"	7.94	CP-025	25.8	18.8	16.8	14	15.87	18
3/8"	9.53	CP- 03	27.3	20.8	17.8	17	17.46	19
1/2"	12.7	CP- 04	29.8	22.8	22.8	22	23	19
5/8"	15.87	CP- 05	30	24.5	24	23	26	20
3/4"	19.05	CP- 06	34	25.5	25	27	30	23
7/8"	22.23	CP- 07	35.2	26.7	25.2	30	35	24
1"	25.4	CP- 08	40	28	33	35	38	26

※管外径3/4φも製作しております。

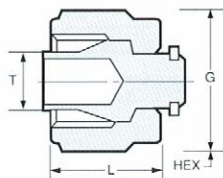
(SCHEDULE)

1/8" B	10.5	CP- 10.5	28.2	21.2	19.2	17	19	19
1/4" B	13.8	CP- 13.8	30	24.5	24	23	26	20
3/8" B	17.3	CP- 17.3	34	25.5	25	27	30	23
1/2" B	21.7	CP- 21.7	35.2	26.7	25.2	30	35	24

A.C.D:FINGER TIGHT-±0.5mm (about)

PG**PLUG**

盲プラグ



(METRIC)

(Unit:mm)

TUBE O.D. T	PART. No.	G	L
2	PG- 2	8	8
3	PG- 3	12	12
4	PG- 4	14	14
5	PG- 5	14	14
6	PG- 6	14	14
8	PG- 8	15.87	14.5
10	PG-10	19	16
12	PG-12	23	17.5
14	PG-14	26	17.5
15	PG-15	26	17.5
16	PG-16	26	17.5
18	PG-18	30	19
20	PG-20	32	19
22	PG-22	35	19
25	PG-25	38	22

(INCHES)

(Unit:mm)

TUBE O.D. T	PART. No.	G	L
1/16" : 1.6	PG- 005	8	8
1/8" : 3.18	PG- 01	12	12
1/4" : 6.35	PG- 02	14	14
3/16" : 4.76	PG- 015	14	14
5/16" : 7.94	PG- 025	15.87	14.5
3/8" : 9.53	PG- 03	17.46	15.5
1/2" : 12.7	PG- 04	23	17.5
5/8" : 15.87	PG- 05	26	17.5
3/4" : 19.05	PG- 06	30	19
7/8" : 22.23	PG- 07	35	19
1 " : 25.4	PG- 08	38	22

(SCHEDULE)

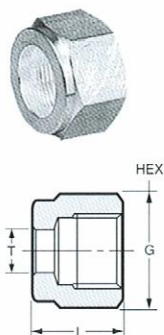
1/8" B	10.5	PG-10.5	19	16
1/4" B	13.8	PG-13.8	26	17.5
3/8" B	17.3	PG-17.3	30	19
1/2" B	21.7	PG-21.7	35	19

FITTING

N

NUT

袋ナット



(METRIC)

(Unit:mm)

TUBE O.D. T	PART. No.	G	L
2	N- 2	8	8
3	N- 3	12	12
4	N- 4	14	14
5	N- 5	14	14
6	N- 6	14	14
8	N- 8	15.87	14.5
10	N-10	19	16
12	N-12	23	17.5
14	N-14	26	17.5
15	N-15	26	17.5
16	N-16	26	17.5
18	N-18	30	19
20	N-20	32	19
22	N-22	35	19
25	N-25	38	22

(INCHES)

(Unit:mm)

TUBE O.D. T	PART. No.	G	L
1/16" : 1.6	N-005	8	8
1/8" : 3.18	N- 01	12	12
1/4" : 6.35	N- 02	14	14
3/16" : 4.76	N-015	14	14
5/16" : 7.94	N-025	15.87	14.5
3/8" : 9.53	N- 03	17.46	15.5
1/2" : 12.7	N- 04	23	17.5
5/8" : 15.87	N- 05	26	17.5
3/4" : 19.05	N- 06	30	19
7/8" : 22.23	N- 07	35	19
1" : 25.4	N- 08	38	22

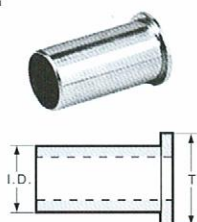
(SCHEDULE)

TUBE O.D. T	PART. No.	G	L
1/8" B : 10.5	N-10.5	19	16
1/4" B : 13.8	N-13.8	26	17.5
3/8" B : 17.3	N-17.3	30	19
1/2" B : 21.7	N-21.7	35	19

IN

INSERT

芯管



(METRIC)

(Unit:mm)

TUBE O.D. T	PART. No.	TUBE I.D.
3	IN- 3	2
4	IN- 4	3
6	IN- 6	4
8	IN- 8	6
10	IN-10	8
12	IN-12	10

※管外径5φも製作しております。

(INCHES)

(Unit:mm)

TUBE O.D. T	PART. No.	TUBE I.D.
1/8" : 3.18	IN- 01	2.18
1/4" : 6.35	IN- 02	4.35
5/16" : 7.94	IN-025	5.94
3/8" : 9.53	IN- 03	7.53
1/2" : 12.7	IN- 04	10.7

※管外径3/8"も製作しております。

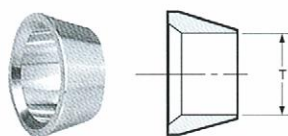
テフロンチューブ以外の軟質チューブにも使用出来ます。

各サイズ14~25、05~08も製作できます。

FF

FRONT FERRULE

フェラル(フロント)



(METRIC)

(Unit:mm)

TUBE O.D. T	PART. No.
2	FF- 2
3	FF- 3
4	FF- 4
5	FF- 5
6	FF- 6
8	FF- 8
10	FF-10
12	FF-12
14	FF-14
15	FF-15
16	FF-16
18	FF-18
20	FF-20
22	FF-22
25	FF-25

(INCHES)

(Unit:mm)

TUBE O.D. T	PART. No.
1/16" : 1.6	FF-005
1/8" : 3.18	FF- 01
1/4" : 6.35	FF- 02
3/16" : 4.76	FF-015
5/16" : 7.94	FF-025
3/8" : 9.53	FF- 03
1/2" : 12.7	FF- 04
5/8" : 15.87	FF- 05
3/4" : 19.05	FF- 06
7/8" : 22.23	FF- 07
1" : 25.4	FF- 08

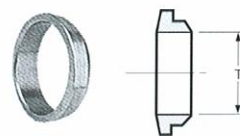
(SCHEDULE)

TUBE O.D. T	PART. No.
1/8" B : 10.5	FF-10.5
1/4" B : 13.8	FF-13.8
3/8" B : 17.3	FF-17.3
1/2" B : 21.7	FF-21.7

FR

REAR FERRULE

フェラル(リア)



(METRIC)

(Unit:mm)

TUBE O.D. T	PART. No.
2	FR- 2
3	FR- 3
4	FR- 4
5	FR- 5
6	FR- 6
8	FR- 8
10	FR-10
12	FR-12
14	FR-14
15	FR-15
16	FR-16
18	FR-18
20	FR-20
22	FR-22
25	FR-25

(INCHES)

(Unit:mm)

TUBE O.D. T	PART. No.
1/16" : 1.6	FR-005
1/8" : 3.18	FR- 01
1/4" : 6.35	FR- 02
3/16" : 4.76	FR-015
5/16" : 7.94	FR-025
3/8" : 9.53	FR- 03
1/2" : 12.7	FR- 04
5/8" : 15.87	FR- 05
3/4" : 19.05	FR- 06
7/8" : 22.23	FR- 07
1" : 25.4	FR- 08

(SCHEDULE)

TUBE O.D. T	PART. No.
1/8" B : 10.5	FR-10.5
1/4" B : 13.8	FR-13.8
3/8" B : 17.3	FR-17.3
1/2" B : 21.7	FR-21.7